

Efficient.
Reliable.
Cool.



A-KOOL

AIR COOLED ENERGY STORAGE SYSTEM

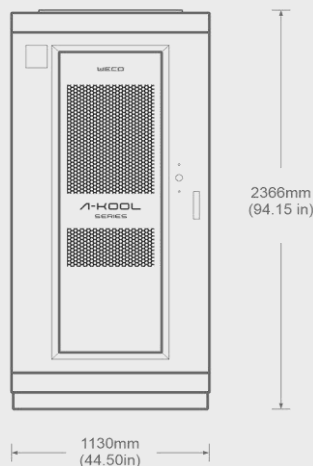

Future-proof your home with cutting-edge technology for long-term energy security
The Next Generation Of Air-Cooled Lithium Battery Cabinets

A-KOOL 115

1C ENERGY STORAGE SYSTEM

Specifications

BATTERY	Battery Type	7K6 Lithium Iron Phosphate
	Cell Specifications	3.2 V, 150 Ah
	Group Approach	16S
	Battery Capacity	7.68 kWh
SYSTEM	Max. DoD	90%
	Rated Capacity	115 kWh
	Cabinet Max. Slots (Standard)	15 + 1 HVBOX
	Rated Voltage	768 Vdc
	Voltage Range	680 ~ 864 Vdc
	Max. Discharge/Charge Current 1C	1C (150 A)
	Recommended Discharge/Charge Current (Long Cycles)	0.5C (75 A)
	System Short Circuit Current	7000 A
	Battery Short Circuit System	6800 A
	HV BOX Fuses Protection	1000 V – 200 A On Both Poles
	HV BOX Manual Breaker	1500 V – 200 A Type C Automatic Thermal Protection
CYCLES	HV BOX Contactor Rating Current	350 A On Both Poles
	Cabinet Max. Elevation	3000 m
	Number Of Cycles 0.5C	≥ 7000 (0.5C, 90% DOD ,70% SOH)
	Number Of Cycles 1C	≥ 4700 (1C, 90% DOD, 70% SOH)
COMMUNICATION	Battery To Inverter Communication	CAN
	AUX Data Communications-Modbus	RS485
	APP Connectivity	WeCo NooR App
	Cloud Platform	LAN + 4G
BMS PROTECTIONS	SOC Alerts	Built-in
	Cell Over - And Under-Voltage Protection	Built-in
	Overload Protection	Built-in
	High Temperature Alarm	Built-in
	External Stop Button (Contactor Disconnection Impulse)	Built-in
PASSIVE PROTECTIONS	Smoke Alarm	Built-in
	Top Windows Pressure Release	Built-in
	Fire Detection Sensor	Built-in
	Fire Fighting System/Gas Suppression Aerosol	Built-in
SHELF-LIFE ENVIRONMENT	DC Protection	Built-in
	Storage Max. Humidity	RH ≤95% (No Condensation)
	Storage Temperature	Less than 3 months: 0 ~ 45 °C (SOC: 20% ~ 50%)
	Shelf Life Without Inspections	> 3 months: 15 ~ 35 °C (SOC: 20% ~ 50%)
BASIC PARAMETERS	Storage Elevation	≤ 3000 m
	Dimensions (W x D x H) (mm)	1130 x 1300 x 2366
	Weight	1650 kg
	Cabinet Design Working Temperature Range	-20 °C +45 °C (Derating due to Defrost Cycles to be considered)
	Recommended Operative Temperature Range	-10 °C +45 °C (Derating ad Defrost Cycles to be considered during operations, could cause power reductions)
	Defrost Coil Resistor For Extreme Low Temperature	220V AC Heating Resistor For Defrosting Function (Optional)
	IP Rating	IP55
	Cooling Method	Heat Pump and Air conditioner
	A/C Stand By Consumption (Inactive Compressor Status Via EMS)	50 W
	A/C Max. Cooling Power	1200 W
	A/C Max. Heating Power	2500 W
A/C Consumption With Compressor OFF And Fan Running For Air Circulation Only	250 W	
HV BOX Self Consumption	15 W	
HV BOX Consumption With All Fan Running Full Speed	75 W	
Energy Saving Programming Mode	Scheduling via EMS for Full Energy Saving	
Coating	Standard Outdoor Painting	
Shipping Method	Batteries to be installed on site	

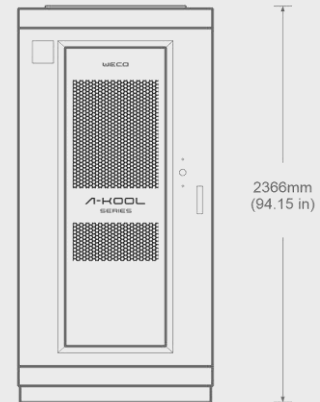
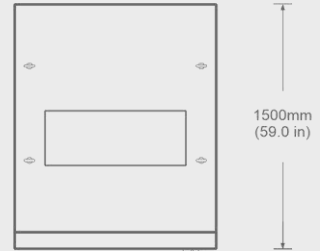


A-KOOL 215/241

0.5C ENERGY STORAGE SYSTEM

Specifications

	215 kWh	241 kWh
BATTERY	Battery Type	
	14K3 and 16K1 Lithium Iron Phosphate	
	Cell Specifications	
	280 Ah @ 3.2 V	
	314 Ah @ 3.2 V	
	Pack Construction	
	16S	
	Battery Capacity	
	14.3 kWh	
	16.1 kWh	
SYSTEM	Max. DOD	
	95%	
	Rated Capacity	
	215 kWh	
	241.5 kWh	
	Cabinet Max. Slots (Standard)	
	15 + 1 HVBOX	
	Rated Voltage	
	768 Vdc	
	Voltage Range	
680 ~ 864 Vdc		
CYCLES	Peak Current	
	1C (280 A)	
	1C (314 A)	
	Recommended Discharge/Charge Current (Peak)	
	0.5C	
	System Short Circuit Current	
	8500 A	
	9300 A	
	Battery Short Circuit System	
	8400 A	
9150 A		
COMMUNICATION	HV BOX Fuses Protection	
	1000 V - 400 A On Both Poles	
	1500 V - 400 A 2-Pole	
	Type C Automatic Thermal Protection	
	HV BOX Manual Breaker Rating	
	400 A 2-Pole	
	HV BOX BMS Controlled Contactor Current Rating	
	3000 m	
	Cabinet Max. Elevation	
	≥ 8000 (90% DOD, 70% SOH)	
BMS PROTECTIONS	Number Of Cycles @ 0.5C	
	Battery To Inverter Communication	
	CAN	
	AUX Data Communications-MODBUS	
	RS485	
	APP Connectivity	
	WeCo NooR App	
	Cloud Platform	
	LAN + 4G	
	PASSIVE PROTECTIONS	SOC Alerts
Built-in		
Cell Over - And Under-Voltage Protection		
Built-in		
Overload Protection		
Built-in		
High/Low Temperature Alarm		
Built-in		
External Stop Button		
Built-in		
STORAGE REQUIREMENTS	(Contactor Disconnection Impulse)	
	Smoke Sensor	
	Built-in	
	Over-Pressure Relief Top Port	
	Built-in	
	Fire Fighting System	
	Built-in	
	DC Fuse Protection (Pack Level & HV Box)	
	Built-in	
	Storage Max. Humidity	
RH ≤ 95% (No Condensation)		
Storage Temperature (20% < SOC < 50%)		
< 3 Months: 0 < T < 45 °C		
Shelf Life Without Inspections (20% < SOC < 50%)		
> 3 Months: 15 < T < 35 °C		
Storage Elevation		
≤ 3000 m		
Dimensions (W x D x H) (mm)		
1190 x 1500 x 2366		
BASIC PARAMETERS	Weight	
	2400 kg	
	2500 kg	
	Cabinet Design Working Temperature Range	
	-20 °C < T < +50 °C	
	(Derating due to Defrost Cycles to Be Considered)	
	Recommended Temperature Range	
	-10 °C +45 °C	
	(Derating and Defrost Cycles to be considered during operations, could cause power reductions)	
	IP Rating	
IP55		
Cooling Method		
Heat Pump & Air Conditioning		
A/C Consumption @ Max. Cooling Power		
1200 W		
A/C Consumption @ Max. Heating Power		
2500 W		
HV BOX Self Consumption		
15 W		
HV BOX Consumption With All Fans Running Full Speed		
75 W		
Energy Saving Programming Mode		
Scheduling via EMS for Full Energy Saving		
Coating		
Standard Outdoor Painting		
(Not for Marine Applications)		
Shipping Method		
Assembled		



The above-mentioned temperatures are limited to the BMS ranges, such values may not be covered by the performance warranty. We recommend contacting WeCo for the most up-to-date datasheet, read warranty and manual before making any purchasing decisions. No part of this document can be copied or reproduced without WeCo written permission. All data is subject to change without prior notice.

A-KOOL

Energy Storage System

Future-proof your home with cutting-edge technology for long-term energy security
The Next Generation Of Air-Cooled Lithium Battery Cabinets



WECO

WeCo Srl a Socio Unico
Viale J. F. Kennedy 113-121
50038 Scarperia e San Piero
Firenze, Italy

weco@wecobatteries.com
www.wecobatteries.com



Images herein are for demonstration only and may not reflect final product outlook. Confirm current data with WeCo before purchase.
Unauthorized use, copying, or reproduction of design, logo or content is prohibited. WeCo is a registered brand of WeCo Srl Italia.